



Patient Instructions for Telemedicine Appointment

Scheduling your Telemedicine Appointment

- A Balance Women's Health Associate will contact you with an available appointment date and time, if you are already scheduled for an in-person appointment, we will be scheduling your telemedicine appointment in that same time slot.
- Payment is due at the time of scheduling
- An email will be sent with the providers room link for access to your telemedicine appointment

Simple Steps to Log into your Telemedicine Visit

- You can use phone, tablet, laptop or desktop
 - Laptops or desktops generally have fewer interruptions
- **You must have a connection to the internet**, hardwired internet or Wi-Fi connection
 - **Phones will work but only if you are also connected to Wi-Fi**
- **You must use Chrome/Firefox (Android)/or Safari(iPhone)**. These browsers allow for your mic and camera to work properly
- In the search bar at the top enter your providers web address for telemedicine from the list below (**not in Google search but in the URL search bar**)

(www.doxy.me/your providers name)

Dr. Dalthorp	Doxy.me/drracheldalthorp
Dr. Barrett	Doxy.me/drmelaniebarrett
Dr Reichenberger	Doxy.me/drbaillireichenberger
Dr. Maria Plata	Doxy.me/drmariaplata
Cassie Gentry	Doxy.me/cassiegentrypa
Jennifer Dunning	Doxy.me/jenniferdunningpa
Leslie Warcup	Doxy.me/lesliewarcupwhnp
Lindsay Gavit	Doxy.me/lindsaygavitnp
Stephanie Garrison	Doxy.me/stephaniegarrisonpa
Susan Barker	Doxy.me/susanbarkernp
Jillian Pollard	Doxy.me/jillianpollardpa
Karon Potter	Doxy.me/karonpotterpa
Teresa Miller	Doxy.me/teresamillerpa
Kim House	Doxy.me/kimhouse
Kelsey Sweger	Doxy.me/kelseysweger
Melissa Schultz	Doxy.me/melissalpc
Leslie Ross	Doxy.me/lesliross
Teresa Miller	Doxy.me/teresamillerpa
Annie Cloud	Doxy.me/anniecloud
Dr. Sean Whelan	Doxy.me/drseanwhelan
Skye Helker	Doxy.me/skyehelkerpa

- You will be prompted to enable your webcam. **Please enable and accept access to your webcam and microphone.**
- You will enter your name and click "Check In"
- You will appear in the providers que as "Arrived" and your appointment will begin promptly

Tips for a Successful Telemedicine Video Visit

- Check your internet connection
- Make sure your audio and video are working
- Find a quiet, private location if possible
- Check your lighting
- Write down problems and questions ahead of time
- Dress appropriately for the visit
- Consider using headphones
- Consider using a PC instead of your phone
- Have easy access on your computer to any pictures or medical reports you want to share with the medical provider
- Check your vital signs
- Have your other medical devices ready to go
- Be an active participant in the exam
- Have a trusted assistant if necessary

How to check in for your video visit

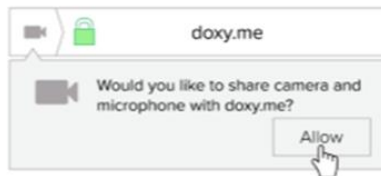
1 Use a computer or device with camera/microphone



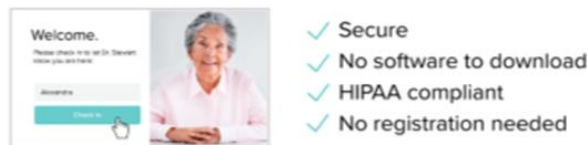
2 Enter your clinician's doxy.me web address into the browser



3 Allow your browser to use your webcam and microphone




4 Type in your name and click check in



5 Your care provider will start your visit

Call Tips

- Make sure you have a good internet connection
- Restart your device before the visit
- Test your camera and mic from the waiting room
- Need help? Send us a message  <https://doxy.me>